



REPORT INFORMATION

Source Data	Common Dataset XML
Data Refresh Rate	Annual
Last Refreshed	04/03/2026
Created	20/02/2026
Last Modified	04/03/2026
Contact	Post16@lincolnshire.gov.uk

DESCRIPTION

This report shows the final destination of the students within your school.

This is shown through historic and characteristic analysis.

It includes breakdowns based on:

- September Guarantee data and how the actual destinations correlated
- Destination data for the current and 2 previous years
- Raising the participation Age compared with Lincolnshire and National figures

Please find further descriptions within the report above the appropriate tables.

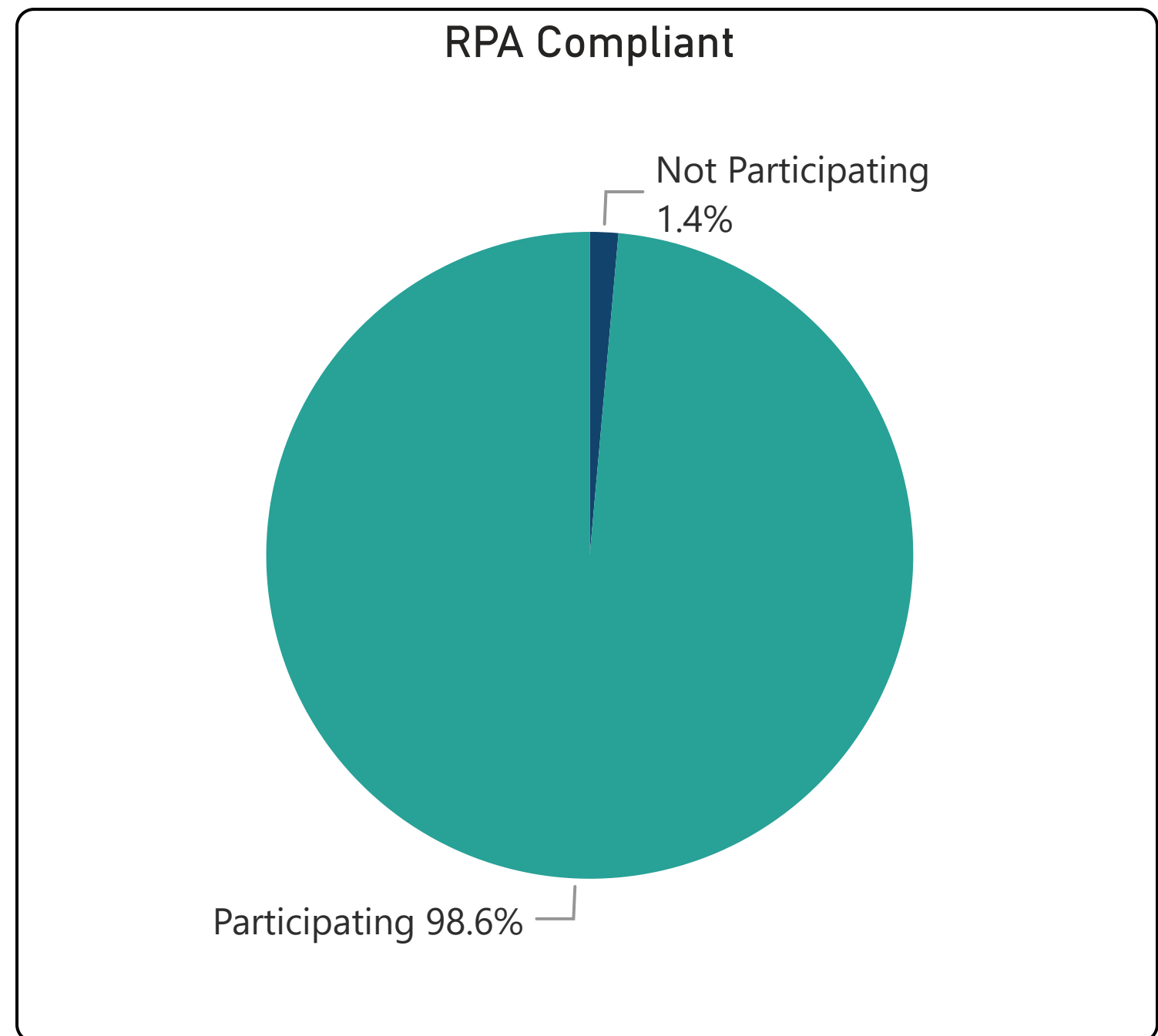
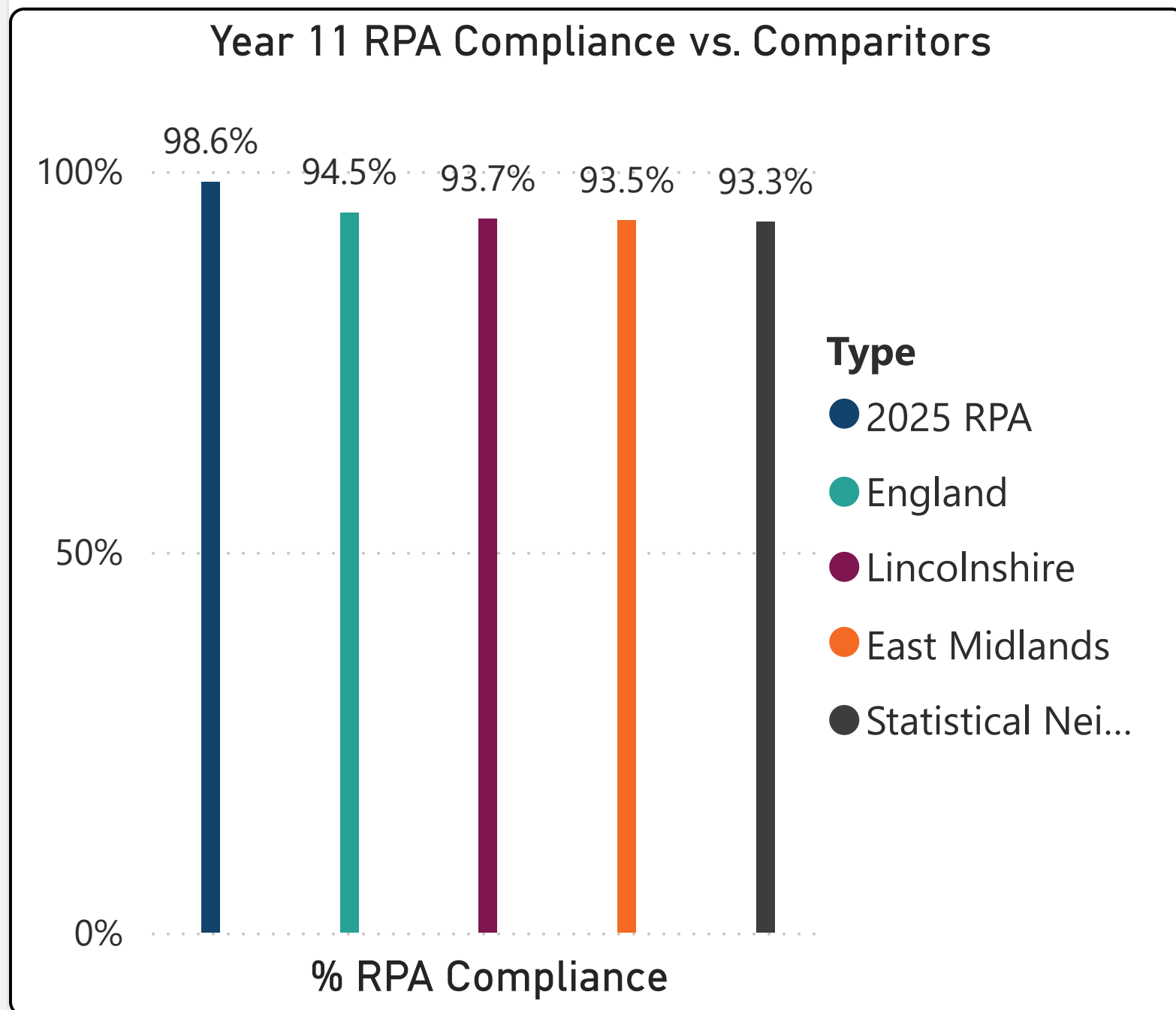


9254044 - University Academy Long Sutton

Raising The Participation Age - Year 11

The 2025 leavers fall under the Raising the Participation Age legislation, requiring all leavers to stay in learning until their 18th birthday. The table below shows those students who left statutory education in 2025 and their level of participation as at 1st November 2025. This is shown against the county figures for comparison.

NB: From December 2025 LA Table Data.



LA	Cohort Year 11	RPA Year 11	RPA Year 11 %
Lincolnshire	9,004	8,439	93.7%
East Midlands	58,716	54,918	93.5%
Statistical Neighbours	66,015	61,587	93.3%
England	670,742	634,162	94.5%

Year	Cohort Year 11	RPA Year 11	RPA Year 11 %
2025	141	139	98.6%
2024	148	143	96.6%
2023	143	123	86.0%
2022	145	139	95.9%

September Guarantee

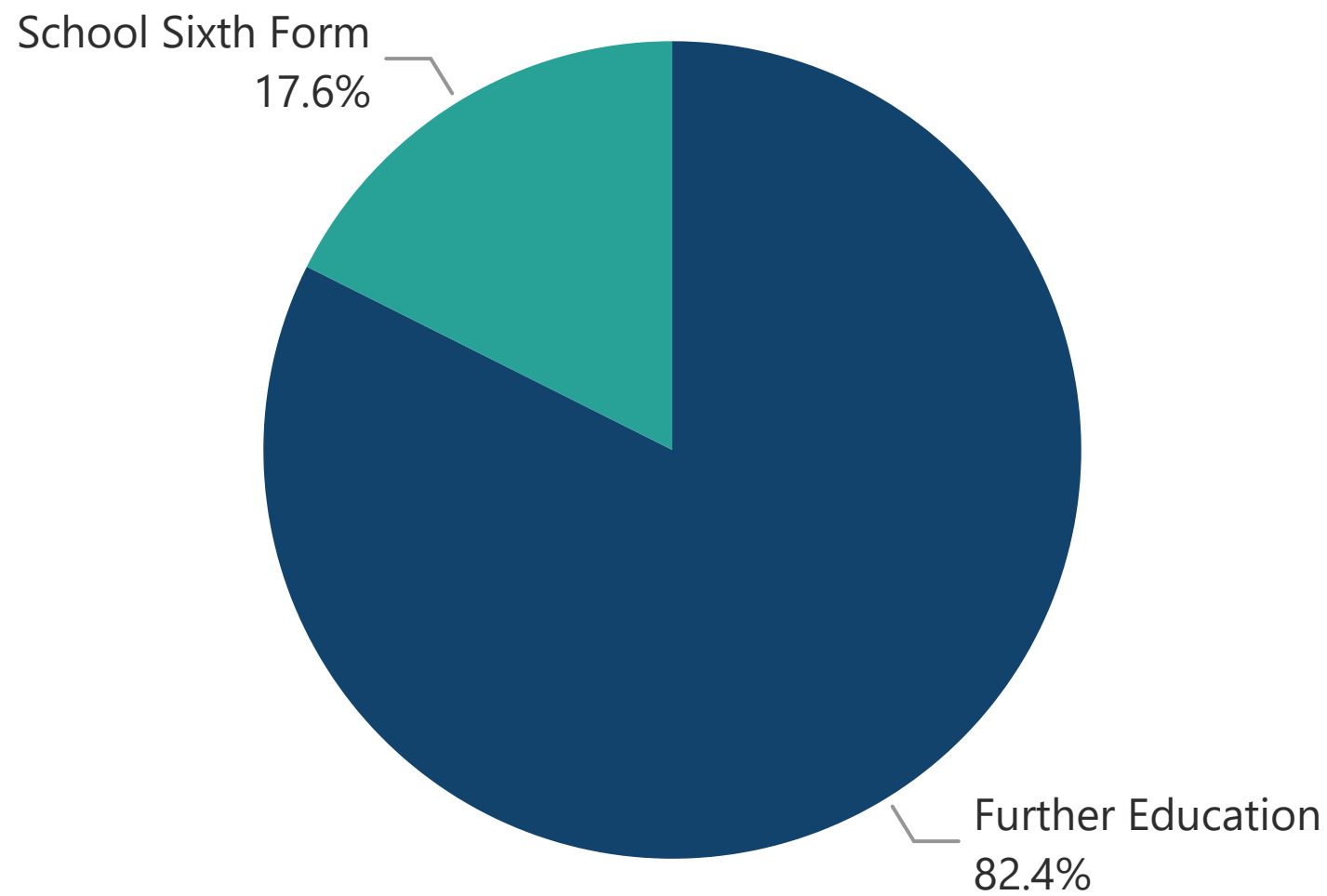
The data below shows a young person's September Guarantee offer and if the offer was appropriate to their Destination. The September Guarantee cohort is based on those young people who were attending a Lincolnshire school in May 2025 and were of academic age 15.

September Guarantee	Count	% of Cohort
Offer Made and Appropriate Destination	96	68.1%
No offer made	44	31.2%
Offer Made and Inappropriate Destination	1	0.7%

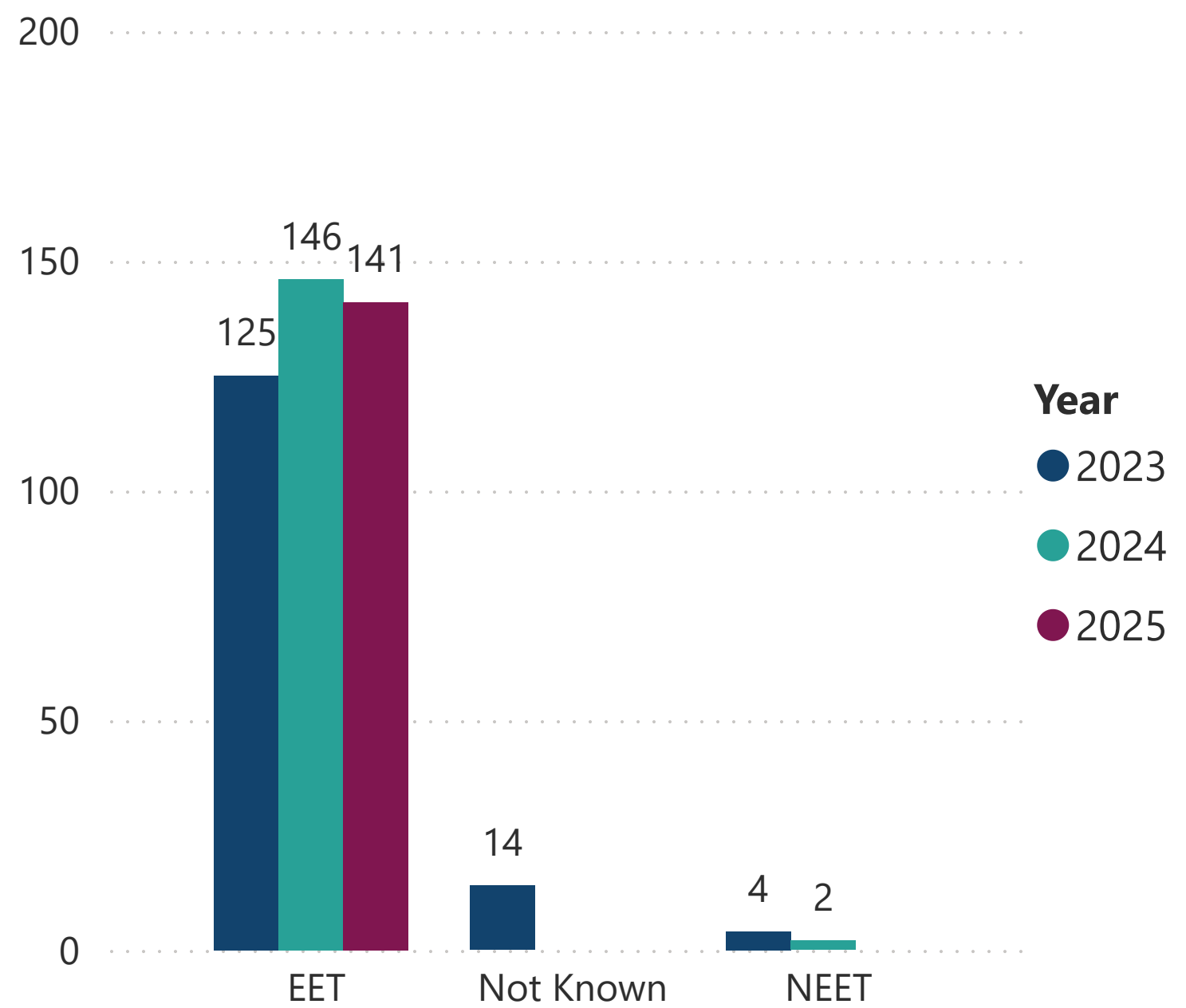


9254044 - University Academy Long Sutton

School Sixth Form vs Further Education



Young Persons Status



NB: Please note there may be some differences in young peoples destinations when comparing historical data against previous years reports. This is due to our national client caseload information system continuously being updated with information. For example when the 2024 version of this report was published we may not have known a young persons destination but have since been able to establish the young person's situation.

National and Statistical Neighbour data comes from Local Authority tables published by the DfE on a monthly basis.

Year 11 Leaver Destinations

The table below shows a summary of the situation of the Year 11 leavers as at 1st November 2025 and historically over the previous 2 years.

Situation Name	2023	2024	2025
Apprenticeship	28	6	11
Employment with Training	4		
Employment without Training	1	3	2
Further Education	69	125	103
NEET Available	3	2	
NEET Not Available	1		
Not Known	14		
Other Education	1		
School Sixth Form	16	9	22
Work Experience Not Paid	6	3	3
Total	143	148	141